



## Introduction - What you don't know about Elsevier

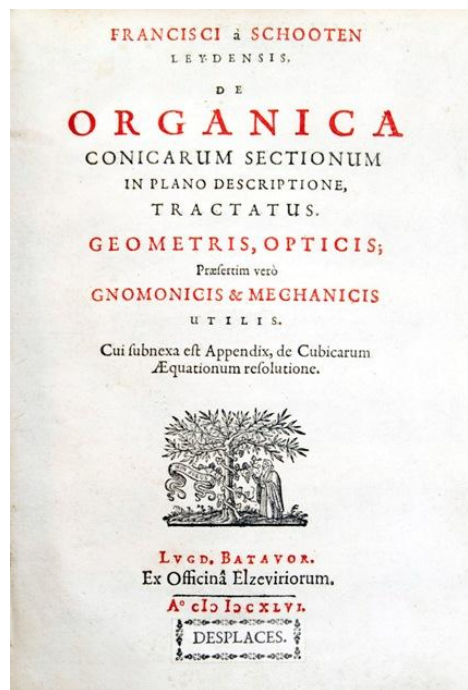
Tomasz Psonka

Country Manager Central and Eastern Europe, Elsevier B.V.

+48 501 980 333, [t.psonka@elsevier.com](mailto:t.psonka@elsevier.com)

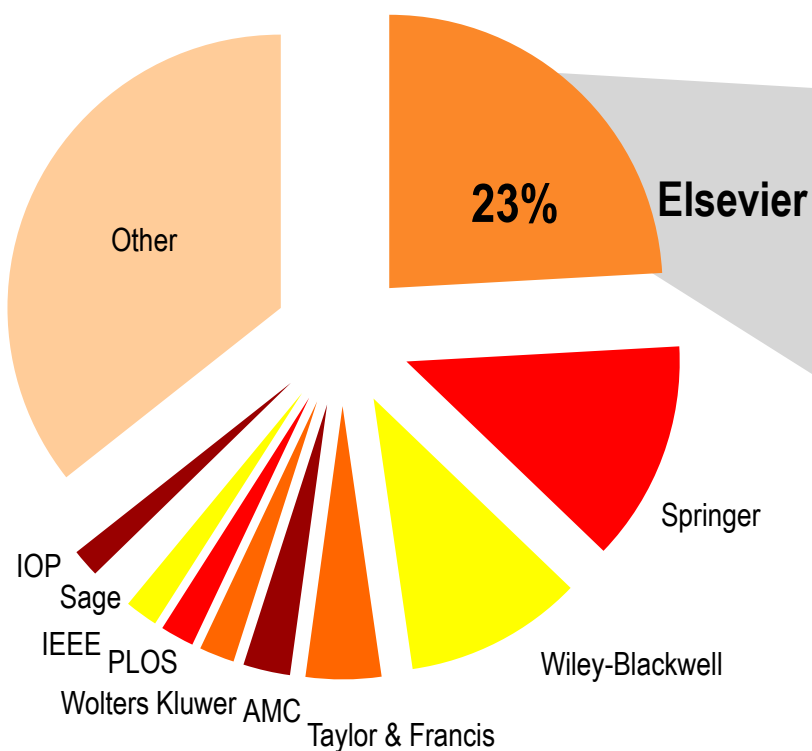
26 May 2015

# Long history of publishing



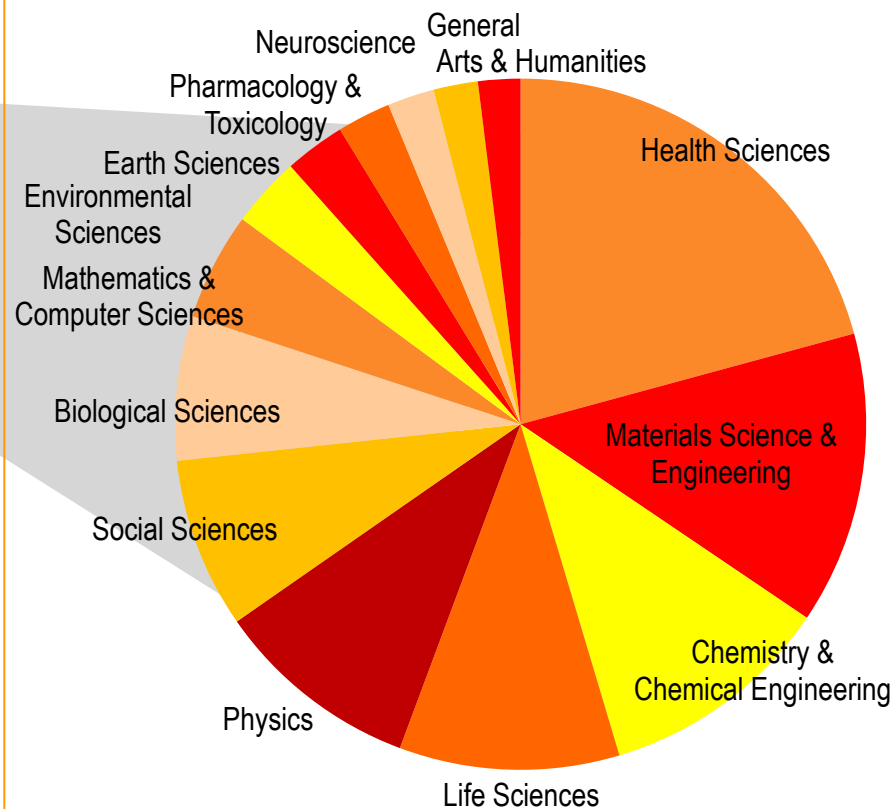
# Article share

Share of journal articles published



1 million+ English-language research articles published globally each year

Share of journal articles by scientific discipline



350,000+ articles published with Elsevier in 2014

# Elsevier helps researchers as they face an information overload and a tough battle to get published

Every year, **7 million researchers** write **3 million articles**

Each article takes at least **3 months** to reach publication and has an average of **4 authors** (or more) and will have been edited at least **10 times**.

Even then it faces a **50% chance of rejection!**

## Fast facts:

- The average researcher is reading 300+ articles per year\*
- Researchers can spend up to 31% of their time on content-related activities\*\*
- US researchers can spend up to 3 months applying for grants (with little success)\*\*\*



# Elsevier: privileged vantage point on the global world of research



## Each year

- 1 Million+ manuscripts submitted to Elsevier
- 350,000+ articles published
- 700 million+ digital article downloads delivered to 10 million researchers
- 50 million+ article citations tracked and counted by Scopus (22,000+ journals)
- Terabytes of data: SciVal analytical tools

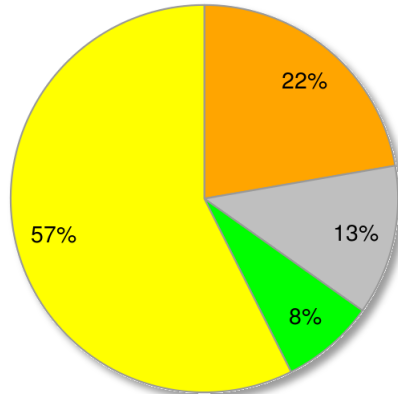
ScienceDirect  
Scopus



# ScienceDirect contributes to your research process

## Disseminate

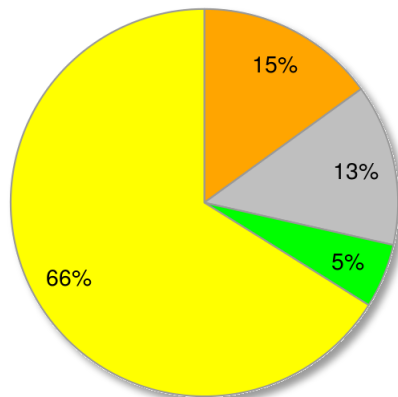
### Citing Documents



**Case in point: Lithuania**  
**Source:** Scopus Data 2009-2013  
**Coverage:** Approximately 5,000 publishers

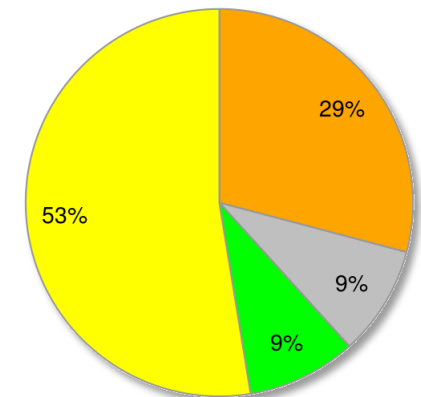
## Certify

### Published Documents



## Investigate

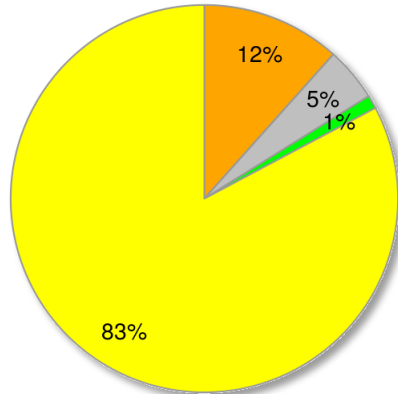
### Referenced Documents



# ScienceDirect contributes to your research process

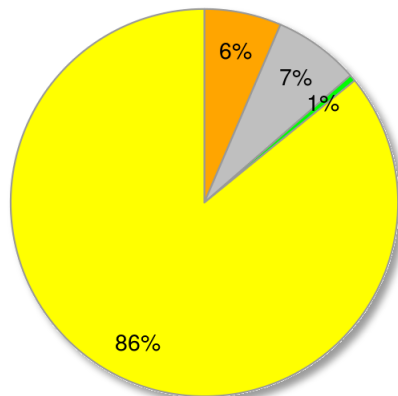
## Disseminate

### Citing Documents



## Certify

### Published Documents



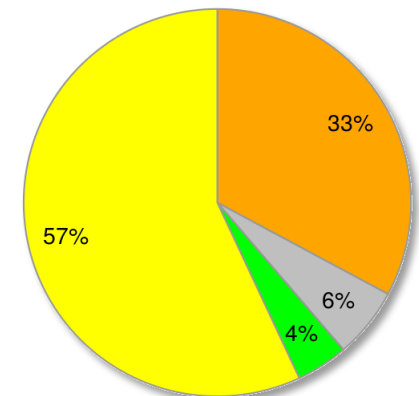
**Case in point: Vilnius Gediminas Technical University**

**Source:** Scopus Data 2009-2013

**Coverage:** Approximately 5,000 publishers

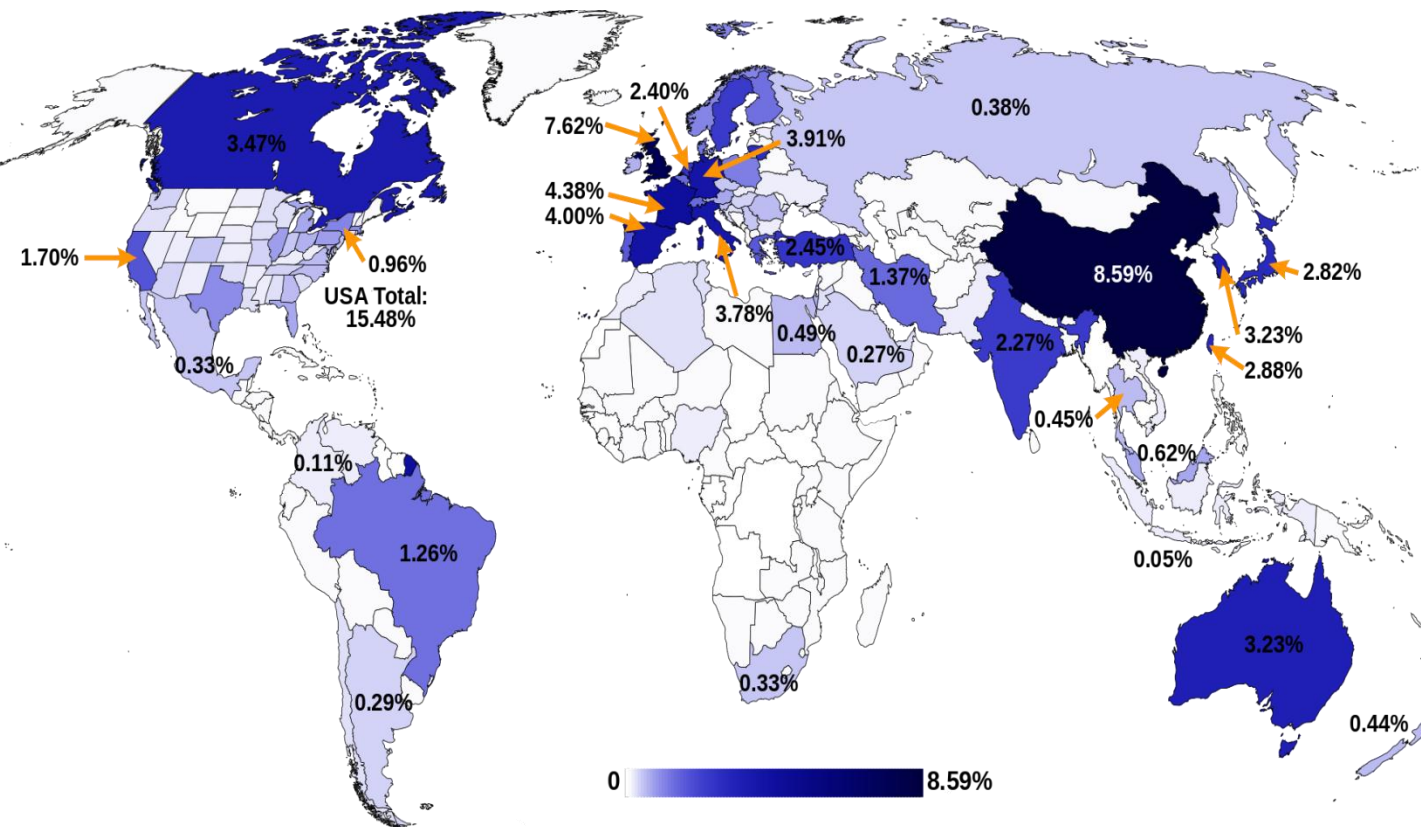
## Investigate

### Referenced Documents



# ScienceDirect as a discovery platform

Where in the world do the articles downloaded by your affiliated researchers via ScienceDirect come from?



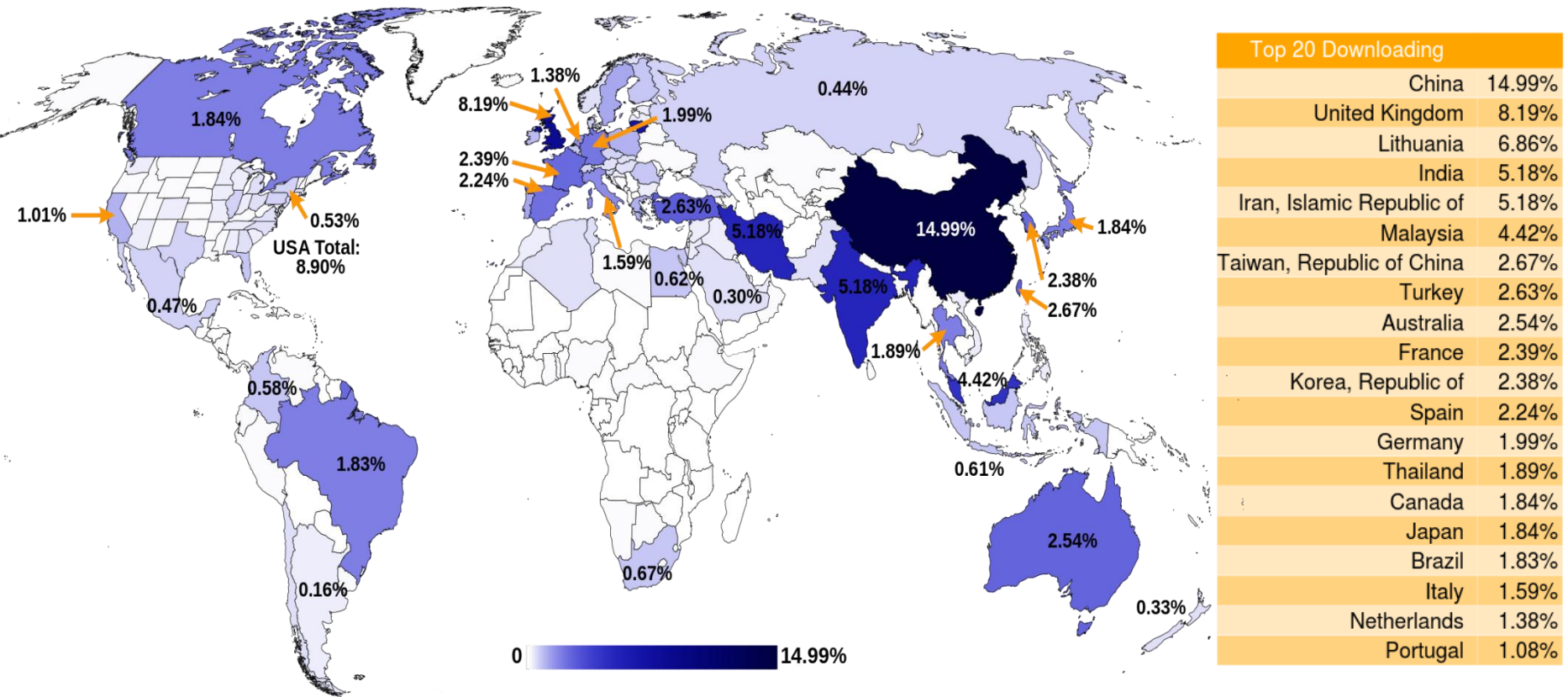
Top 20 Used		
	China	8.59%
	United Kingdom	7.62%
	France	4.38%
	Spain	4%
	Germany	3.91%
	Italy	3.78%
	Canada	3.47%
	Australia	3.23%
	Korea, Republic of	3.23%
	Taiwan, Republic of China	2.88%
	Japan	2.82%
	Lithuania	2.74%
	Turkey	2.45%
	Netherlands	2.4%
	India	2.27%
	Sweden	2.26%
	California (USA)	1.7%
	Greece	1.65%
	Portugal	1.6%
	Belgium	1.38%

World wide Affiliations country of ScienceDirect articles downloaded by Researchers From Vilnius Gediminas Technical University



# ScienceDirect as a dissemination Platform

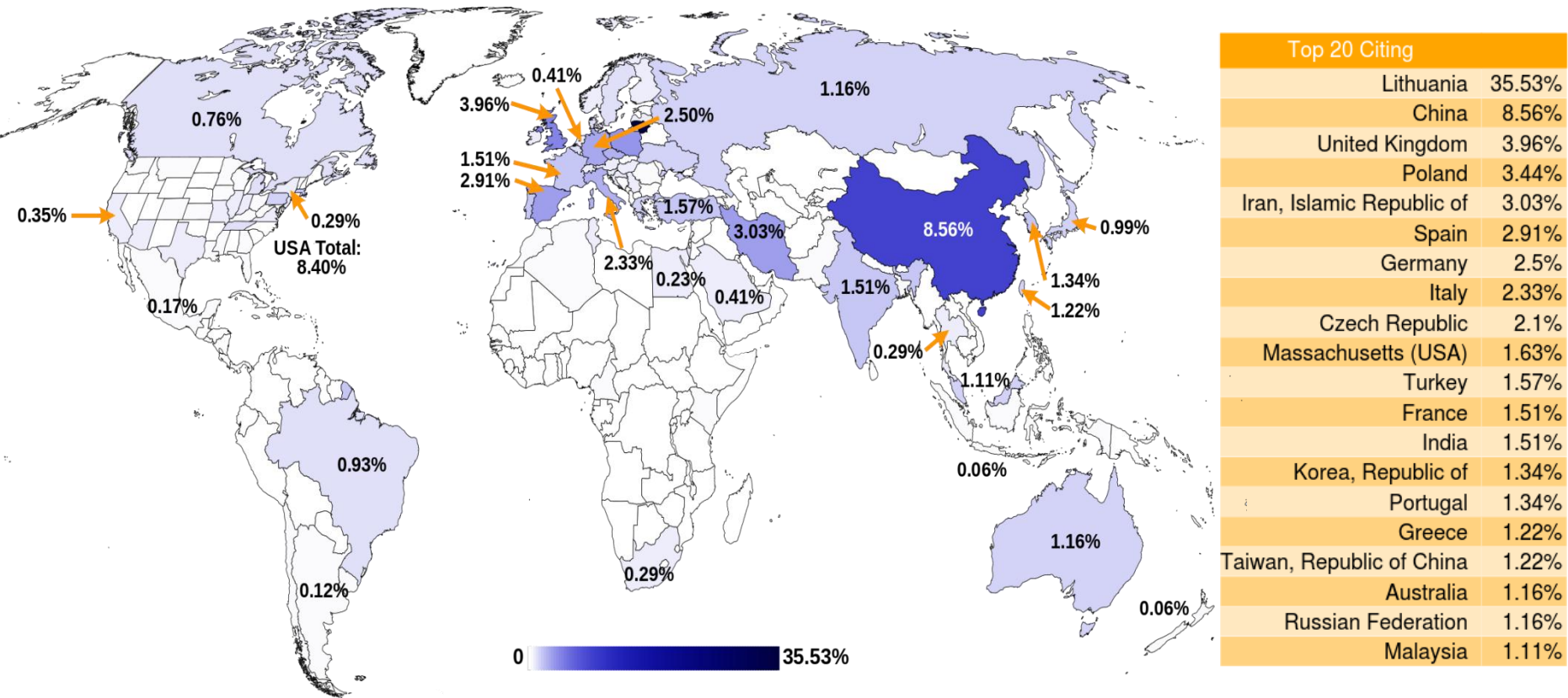
Where in the world have the articles authored by Vilnius Gediminas Technical University affiliated researchers been downloaded?



Articles from Vilnius Gediminas Technical University affiliated authors and published on ScienceDirect have been downloaded 428,152 times across the globe between 2009-2013

# Citations of your research published with Elsevier

Where have articles authored by Vilnius Gediminas Technical University affiliated researchers and published on ScienceDirect have been cited in the world?



Based on country affiliations of authors, articles from Vilnius Gediminas Technical University affiliated authors and published on ScienceDirect, have been cited by 1,717 authors globally

# Thank you!



# ELSEVIER